


















TYPE: Landcruiser 40 Series
MODEL: BJ40, FJ40, HJ40
YEAR: 1960 - 1980
DETAIL: SWB
 25mm Spring Eye



FRONT		QTY	PART NUMBER	PRICE	REAR		QTY	PART NUMBER	PRICE
LEAF SPRING					LEAF SPRING				
25mm Spring Eye					25mm Spring Eye				
	7 Leaves Raised Height (45mm Lift)	2	HJ40-7L-F			6 Leaves Raised Height (45mm Lift) 25mm Longer Main Leaf	2	TOY-034-R	
	7 Leaves Raised Height (45mm Lift) 200Kg Accessories (Bullbar AND Winch)	2	HJ45-7L-F			7 Leaves Raised Height (50mm Lift) 150Kg Constant Load 25mm Longer Main Leaf	2	TOY-029-R	
SHACKLE BUSH KIT					SHACKLE BUSH KIT				
	Kit Contains: 12 x SPF2230	1	PB59-1013K			Kit Contains: 12 x SPF2230	1	PB59-1013K	
U-BOLT KIT					U-BOLT KIT				
Right Hand Side					U-BOLT KIT				
	Kit Contains:					Kit Contains:			
	1 x UB59-453-1 1 x UB59-453-3	1	UB59-450K			2 x UB59-453-3	2	UB59-453-3K	
Left Hand Side					SHOCK ABSORBER				
	Kit Contains: 2 x UB59-453-3	1	UB59-453-3K		Pre 01/1975				
SHOCK ABSORBER					SHOCK ABSORBER				
	Heavy Duty Twin Tube Gas	2	GS59-635			Heavy Duty Twin Tube Gas	2	GS59-635	
STEERING DAMPER					01/1975 on				
	Heavy Duty (Big Bore) Complete with Fittings	1	SD59-823			Heavy Duty Twin Tube Gas (Big Bore)	2	GS59-651	
SHACKLE					SHACKLE				
	Greasable: Fit in Pairs	2	SK59-002			Greasable: Fit in Pairs	2	SK59-002	
PIN					PIN				
	Greasable: Fit in Pairs	2	SP59-006			Greasable: Fit in Pairs	2	SP59-006	