










TYPE: Vitara SWB
MODEL: Escudo, Sidekick
YEAR: 1988 - 1997
DETAIL: 1.6L, 2.0L, 2.0L V6/TD
 3 Door, SWB Santana, Sidekick, Escudo, Geo Tracker



FRONT		QTY	PART NUMBER	PRICE	REAR		QTY	PART NUMBER	PRICE
COIL SPRING					COIL SPRING				
1.6L 8 Valve Engine					Linear Rate				
	Linear Rate	1	C57-012	A		Linear Rate	1	C57-013	A
	Raised Height (40mm Lift)					Raised Height (30mm Lift)			
2.0L, 1.6L 16 Valve Engine					SHOCK ABSORBER				
2.0L V6 Petrol					Heavy Duty Twin Tube Gas				
	Linear Rate	1	C57-016	A		Heavy Duty Twin Tube Gas	2	GS57-621	
	Raised Height (40mm Lift)								
2.0L TD					UNDER BODY BUSH KIT				
	Linear Rate	1	C57-016	A	Kit Includes Front & Rear Under Body Bushes				
	Raised Height (30mm Lift)				Front Lower Control Arm				
SHOCK ABSORBER					2 x Front Bush				
	Heavy Duty Twin Tube Gas	2	GS57-620		2 x Rear Bush				
					Rear Control Arm				
UNDER BODY BUSH KIT					2 x Upper Bush				
See Rear Under Body Bush Kit					4 x Lower Bush				
CAMBER ADJUSTMENT KIT					COIL SPACER				
Kit Contains:					15mm 2 PS29-4014				
2 x Cam Bolts									
±1.2° for Lower Control Arm					30mm 2 PS29-4015				
Camber Adjustment									
1 WA57-505K									
Raising Vehicle Will Effect Wheel Alignment.									
It is Recommended that this Camber Adjustment Kit to be Fitted and a									
Wheel Alignment Carried Out.									