

4x4















MITSUBISHI

MITS-62



**TYPE:** Pajero Sport  
**MODEL:** QE  
**YEAR:** 2016 on  
**DETAIL:** Montero Sport (South America), Nativa,  
Pajero Sport (Thailand, USA)



FRONT		QTY	PART NUMBER	PRICE	REAR		QTY	PART NUMBER	PRICE
<b>COIL SPRING</b>									
	Linear Rate Raised Height (35mm Lift)	1	<b>C43-186</b>	B		Linear Rate Standard Height	1	<b>C43-099</b>	B
	Linear Rate Raised Height (35mm Lift) 0-50Kg	1	<b>C43-204</b>	B		Linear Rate Raised Height (20mm Lift)	1	<b>C43-097</b>	B
	Linear Rate Raised Height (35mm Lift) 50-100Kg	1	<b>C43-316</b>	B		Variable Rate Raised Height (35mm Lift)	1	<b>C43-043V</b>	B
<b>SHOCK ABSORBER</b>									
	Twin Tube Gas Heavy Duty	2	<b>GS43-800</b>			Linear Rate Raised Height (40mm Lift) 125Kg Constant Load	1	<b>C43-045V</b>	B
	Internal Monotube Adjustable Spring Seat Heavy Duty Original Setting of X = 210mm / 8.26"	2	<b>IMS43-50800</b>			Linear Rate Raised Height (40mm Lift) 250Kg Constant Load	1	<b>C43-165</b>	B
X - Centre of Eye to Spring Seat									
<b>STRUT CAP</b>									
	Strut Top Cap	2	<b>SC43-005</b>						
<b>TOP OUT STOP KIT</b>									
Top Out Stop Kit		1	<b>WA43-539K</b>						
Recommended To Fit This Kit With All Suspension Kits To Maintain Droop Travel									
<b>SHOCK ABSORBER</b>									
						Twin Tube Gas Heavy Duty	2	<b>GS43-785</b>	
						Internal Monotube Adjustable Spring Seat Heavy Duty Original Setting of X = 210mm / 8.26"	2	<b>IMS43-50785</b>	
X - Centre of Eye to Spring Seat									
						Monotube Remote Reservoir Adjustable Spring Seat Heavy Duty Original Setting of X = 210mm / 8.26"	2	<b>MR43-50785</b>	
X - Centre of Eye to Spring Seat									