













**TYPE:** Tunland  
**MODEL:**  
**YEAR:** 2012 on  
**DETAIL:** 4x4



FRONT		QTY	PART NUMBER	PRICE
<b>COIL SPRINGS</b>				
*Vehicles Fitted with this Part Number MUST be Fitted with GS59-220 Shock Absorber.				
<b>Single Cab</b>				
	Linear Rate Standard Height	1	<b>C59-134</b>	B
	Linear Rate Raised Height (40mm Lift)	1	<b>C59-296</b>	B
	Linear Rate Raised Height (50mm Lift)*	1	<b>C59-300</b>	B
	Linear Rate Raised Height (50mm Lift) 50-100Kg Accessories (Bullbar AND Winch)*	1	<b>C59-302</b>	B
<b>Dual Cab</b>				
	Linear Rate Raised Height (45mm Lift) Up to 75Kg Accessories (Bullbar Only)*	1	<b>C59-302</b>	B
	Linear Rate Raised Height (45mm Lift) 80-120Kg Accessories (Bullbar AND Winch)*	1	<b>C59-350</b>	B
<b>SHOCK ABSORBERS</b>				
	Heavy Duty Twin Tube Gas	2	<b>GS59-220</b>	
<b>STRUT CAPS</b>				
	Strut Top Cap	2	<b>SC59-001</b>	

REAR		QTY	PART NUMBER	PRICE
<b>LEAF SPRINGS</b>				
*It is a Requirement that the Brake Adjuster BA59-002 be fitted when using these leaf springs.				
	3 + 3 Leaves Raised Height (50mm Lift) Medium Duty Up to 100Kg Constant Load	2	<b>L59-040-R</b>	
	4 + 3 Leaves Raised Height (50mm Lift) Heavy Duty 280Kg Constant Load	2	<b>L59-041-R</b>	
	5 + 3 Leaves Raised Height (50mm Lift) Super Heavy Duty 450Kg Constant Load	2	<b>L59-042-R</b>	
	When using L59-040-R or L59-041-R, the Longer Leaf on the 2nd Stage may be Turned Upside Down to Give a Softer Ride. Will Reduce Load Carrying Capacity.			
<b>SHACKLE BUSH KITS</b>				
	Kit Contains: 2 x PB59-1501 4 x PB59-1502 4 x PB59-1503	1	<b>PB59-1094K</b>	
<b>U-BOLT KITS</b>				
	<b>Suits: L59-040-R</b> 2 x UB59-453-2	2	<b>UB59-453-2K</b>	
	<b>Suits: L59-041-R</b> 2 x UB59-453-2	2	<b>UB59-453-2K</b>	
	<b>Suits: L59-042-R</b> 2 x UB59-437	2	<b>UB59-437K</b>	
<b>SHOCK ABSORBERS</b>				
	Heavy Duty Twin Tube Gas Medium Load	2	<b>GS59-649</b>	
	Extra Heavy Duty Twin Tube Gas Over 350Kg Constant Load	2	<b>GS59-650</b>	
<b>BRAKE ADJUSTERS</b>				
	Recommended when Raising Vehicle	1	<b>BA59-002</b>	
<b>SHACKLES</b>				
	Greasable: Fit in Pairs	2	<b>SK59-053</b>	
<b>PINS</b>				
	Greasable: Fit in Pairs	2	<b>SP59-060</b>	